

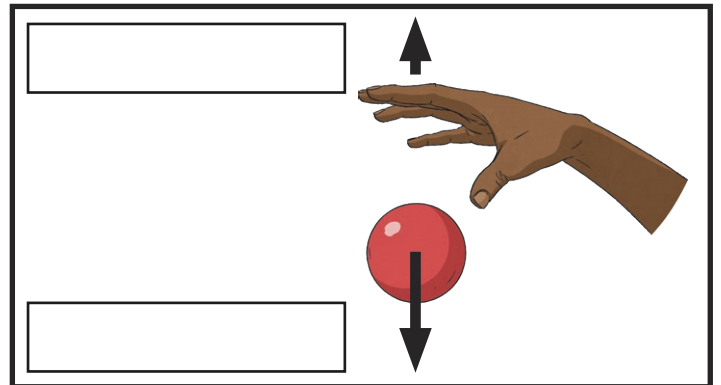
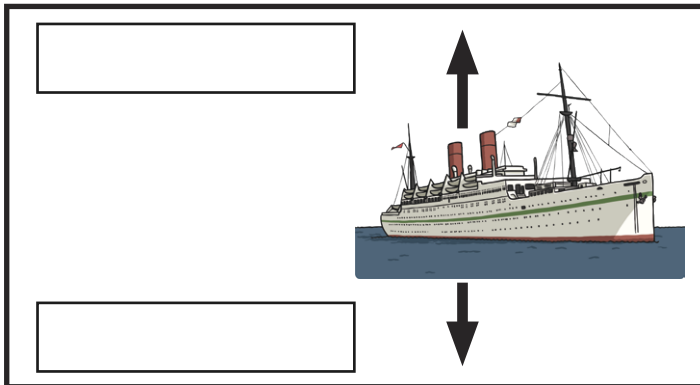
Forces in Action

To identify forces acting on objects.





In the two pictures below, the arrows represent forces acting.

Write the names of the forces in the boxes.



Draw your own arrows and label them to show the forces acting.



Draw your own pictures in the boxes below. Then label and draw your own arrows to show the forces acting.

